



Dianna Spieker  
Tom Green County Treasurer

**FY 2025 Investment Quarterly Report  
Ending March 2025**

THE STATE OF TEXAS ()  
COUNTY OF TOM GREEN ()  
AFFIDAVIT ()

According to GC 2256.023, I, Dianna M Spieker, Tom Green County Treasurer and Investment Officer, do hereby submit The Quarterly Investment Report. The Treasurer's Books and the Auditor's General Ledger agree. The Investment Statements are reconciled monthly.

All investments comply with the Public Funds Investment Act and the Tom Green County Investment Policy. The investment strategy is passive, which maintains a liquid cash flow and the safety of the investment as priorities. As your Treasurer, I keep a watchful eye to ensure that the "*return of our principal*" takes precedence over the "*return on our principal*." {GC 2256.023}


The following sections contain the summary statement of each pooled fund group that states the beginning market value and the ending market value, along with the total accrued interest. For Local Investment Pools and Certificates of Deposit, the market value and the book value approximate the same value. The Tom Green County Investment Officer has no control or authority in the decisions of said Investment Pools regarding how the investments are diversified. Wells Fargo and Texas State bank follow the directive that all certificates of deposit shall be at a federally insured depository institution, and the total amount of the principal and accrued interest is insured by the United States.

Furthermore, The Investment Pools comply with GC 2256.016 and specifically to the reporting requirements of sections(c) (1) and (2). The Certificates of Deposit comply with GC 2256.010


*As a matter of internal accounting procedure, any interest earned by financial institutions post that to our accounts on the last business day of the month may not be included in the combined statement of receipts and disbursements until the following month. These amounts are disclosed in this report.*

Therefore, Dianna Spieker, County Treasurer of Tom Green County, Texas, who is fully sworn, upon oath, says that the within and foregoing report is true and correct to the best of her knowledge.

I filed with accompanying vouchers this, the 29<sup>th</sup> Day of April 2025.

  
Dianna Spieker, Treasurer, Tom Green County / Date

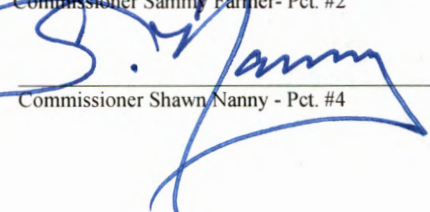
Commissioners' Court, having reviewed the Investment Quarterly Report as presented, hereby approve the report and request that it be filed with the official minutes of this meeting. In addition, the below signatures affirm that the Investment Report complies with the statutes as referenced. {GC 2256.023} and the affidavit states the ending quarterly balance of investments that are in the custody of the county treasurer equals: **\$65,527,455.38**

  
County Judge Lane Carter

  
Commissioner Ralph Hoelscher- Pct. #1

  
Commissioner Rick Bacon - Pct. #3

  
Commissioner Sammy Farmer- Pct. #2

  
Commissioner Shawn Nanny - Pct. #4

# *Investment Quarterly Report*

*Prepared by Dianna Spieker, Tom Green County Treasurer  
And Investment Officer*

## **Table of Contents**

Internal Management and Investment Strategy Disclosure	
Trial Balance for Investments By Fund	Page <u>2</u>
Investment Pools - Beginning and Ending Market/Book Value; Portfolio Diversification and Interest Accrued	Page <u>3</u>
Interest Booked for Investments	Page <u>4</u>
Investments Held - Certificates of Deposit	Page <u>6</u>
Investment Held – Securities	Page <u>9</u>

## **Investment Pools GC 2256.023 (b) (4)**

Daily Liquidity Pools include Texas Class, Texpool, and Texpool Prime. Funds can be deposited and withdrawn daily

## **Certificates of Deposits (CD's) Investments GC 2256.023 (b) (5)(6)**

CDs are held by Texas State Bank and/or Wells Fargo.

Funds are not immediately available – the best practice is to wait until maturity. If needed, investments can be sold to access the funds

## **Securities Investments GC 2256.023 (b) (5)**

At this time, Tom Green County has no investments in this category.

Funds are not immediately available – the best practice is to wait until maturity. If needed, investments can be sold to access the funds

## **Trollinger Estate Investments is not subject to GC 2256**

The Estate of Sally Hunter Trollinger Filed 12/27/2000  
County Court Cause No. OOP542

County Clerk Records Volume 401 Beginning Page 621

Various oil, gas, and mineral royalty interests were bequeathed to Tom Green County to be used for the Library of Tom Green County. The only working interest is the Yates Field, which is continuing to produce positive cash flow.

These holdings will be held until such time as the Commissioners' Court deems it prudent to divest said holdings.

# Internal Management Reports

Government Code Sec. 2256.023. INTERNAL MANAGEMENT REPORTS. (a) Not less than quarterly, the investment officer shall prepare and submit to the governing body of the entity a written report of investment transactions for all funds covered by this chapter for the preceding reporting period.

(b) The report must:

- (1) describe in detail the investment position of the entity on the date of the report;
- (2) be prepared jointly by all investment officers of the entity;
- (3) be signed by each investment officer of the entity;
- (4) contain a summary statement of each pooled fund group that states the:
  - (A) beginning market value for the reporting period;
  - (B) ending market value for the period; and
  - (C) fully accrued interest for the reporting period;
- (5) state the book value and market value of each separately invested asset at the end of the reporting period by the type of asset and fund type invested;
- (6) state the maturity date of each separately invested asset that has a maturity date;
- (7) state the account or fund or pooled group fund in the state agency or local government for which each individual investment was acquired; and
- (8) state the compliance of the investment portfolio of the state agency or local government as it relates to:
  - (A) the investment strategy expressed in the agency's or local government's investment policy; and
  - (B) relevant provisions of this chapter.

(c) The report shall be presented not less than quarterly to the governing body and the chief executive officer of the entity within a reasonable time after the end of the period.

(d) If an entity invests in other than money market mutual funds, investment pools, or accounts offered by its depository bank in the form of certificates of deposit, or money market accounts or similar accounts, the reports prepared by the investment officers under this section shall be formally reviewed at least annually by an independent auditor, and the result of the review shall be reported to the governing body by that auditor.

## Statement of Investment Strategy

All investments are in compliance with both the Public Funds Investment Act and the Tom Green County Investment Policy. The investment strategy is passive, which maintains a liquid cash flow and safety of the investment as priorities. As your Treasurer I keep a watchful eye to ensure that the “return of our principal” takes precedent over the “return on our principal”. {GC 2256.023}

# TOM GREEN COUNTY

## ACCOUNT SUMMARY TRIAL BALANCE FOR FY25/JAN TO MAR

FUND 0001

ACCOUNT ACCOUNT NAME	BEG. BALANCE	ORG	DEBITS	CREDITS	NET CHANGE	END BALANCE
0001 11513 FFBNK CERTIFICATE OF DEPOSITS	11,972,000.00	0001	5,370,000.00	7,548,000.00	-2,178,000.00	9,794,000.00
0001 11515 TEXAS CLASS	10,132,537.00	0001	27,283,021.32	4,055.00	27,278,966.32	37,411,503.32
0001 11516 TEX STAR INVESTMENTS	.00	0001	3,019,072.67	.00	3,019,072.67	3,019,072.67
0001 11517 TEXPOOL INVESTMENTS	1,477,478.07	0001	16,229.90	.00	16,229.90	1,493,707.97
0001 11518 TEXPOOL PRIME INVESTMENTS	2,782,690.26	0001	31,470.54	.00	31,470.54	2,814,160.80
0001 11519 LOGIC INVESTEMENTS	.00	0001	7,028,070.93	.00	7,028,070.93	7,028,070.93
<b>TOTALS FOR FUND 0001</b>						
GENERAL FUND	26,364,705.33		42,747,865.36	7,552,055.00	35,195,810.36	61,560,515.69
0078 BAIL BOND COLLATERAL						
0078 11513 CERTIFICATE OF DEPOSITS	400,000.00	0078	.00	.00	.00	400,000.00
0078 11515 CLEAR TEXAS CLASS	327,770.46	0078	3,733.37	.00	3,733.37	331,503.83
0078 11515 QUICK TEXAS CLASS	28,238.73	0078	321.63	.00	321.63	28,560.36
<b>TOTALS FOR FUND 0078</b>						
BAIL BOND COLLATERAL	756,009.19		4,055.00	.00	4,055.00	760,064.19
0699 BLOCK GRANTS						
0699 11515 21011 TEXAS CLASS	3,206,875.50	0699	.00	.00	.00	3,206,875.50
<b>TOTALS FOR FUND 0699</b>						
BLOCK GRANTS	3,206,875.50		.00	.00	.00	3,206,875.50
<b>REPORT TOTALS</b>	<b>30,327,590.02</b>		<b>42,751,920.36</b>	<b>7,552,055.00</b>	<b>35,199,865.36</b>	<b>65,527,455.38</b>
** END OF REPORT - Generated by JENNIFER ENGLERT **						



Fiscal Year	Sep-24	Oct-24	Nov-24	Dec-24	Jan-25	Feb-25	Mar-25	Apr-25	May-25	Jun-25	Jul-25	Aug-25	Sep-25
<b>Beginning and Ending Market Value/Book Value - TGC</b>													
Texas Class	\$22,809,161.50	\$16,886,931.69	\$13,339,412.50	\$13,393,140.41	\$32,497,309.45	\$40,618,378.82	\$40,771,746.76						
Texpool	\$ 1,465,640.40	\$ 1,465,837.68	\$ 1,477,478.07	\$ 1,483,201.41	\$ 1,488,733.87	\$ 1,493,707.97	\$ 1,499,206.88						
Texpool Prime	\$ 2,759,984.20	\$ 2,760,361.54	\$ 2,782,690.26	\$ 2,793,785.66	\$ 2,804,512.22	\$ 2,814,160.80	\$ 2,824,841.78						
Tex Star	\$ -	\$ -	\$ -	\$ -	\$ 3,009,004.92	\$ 3,019,072.67	\$ 3,030,197.06						
Logic	\$ -	\$ -	\$ -	\$ -	\$ 3,009,308.89	\$ 7,028,070.93	\$ 7,054,712.75						
<b>Portfolio Diversification Texas Class</b>													
Collateralized Bank Deposits	0.24%	0.19%	0.19%	0.23%	0.37%	0.37%	0.33%						
Commercial Paper	84.89%	83.59%	85.77%	86.48%	83.42%	83.42%	83.15%						
Money Market Funds	3.38%	5.02%	3.03%	4.24%	5.96%	5.96%	5.98%						
Repurchase Agreements	11.50%	11.20%	11.00%	9.06%	10.25%	10.25%	10.54%						
U.S. Government Agencies	0.00%	0.00%	0.00%	0.00%	0.00%	0.00%	0.00%						
FDIC Insured Deposits	0.00%	0.00%	0.00%	0.00%	0.00%	0.00%	0.00%						
Total Percentage of Portfolio	100.01%	100.00%	99.99%	100.01%	100.00%	100.00%	100.00%	0.00%	0.00%	0.00%	0.00%	0.00%	0.00%
<b>Portfolio Diversification TexPool</b>													
Agencies	36.40%	38.10%	40.70%	33.90%	34.10%	32.90%	32.90%						
Repurchase Agreements	29.00%	26.90%	25.50%	34.10%	27.50%	29.60%	29.60%						
Treasuries	29.90%	30.40%	29.20%	26.40%	34.40%	33.50%	33.50%						
Money Market Funds	4.70%	4.60%	4.60%	5.60%	4.00%	4.00%	4.00%						
	100.00%	100.00%	100.00%	100.00%	100.00%	100.00%	100.00%	0.00%	0.00%	0.00%	0.00%	0.00%	0.00%
<b>Portfolio Diversification TexPool PRIME</b>													
Commercial Paper	43.30%	41.60%	48.80%	53.70%	58.60%	61.80%	61.80%						
Repurchase Agreements	30.40%	33.90%	29.50%	30.40%	30.80%	31.20%	31.20%						
Variable Rate Notes	26.20%	24.50%	21.70%	12.50%	7.40%	7.00%	7.00%						
Money Market Funds	0.00%	0.00%	0.00%	0.00%	3.20%	0.00%	0.00%						
Other	0.00%	0.00%	0.00%	3.40%	0.00%	0.00%	0.00%						
Government	0.00%	0.00%	0.00%	0.00%	0.00%	0.00%	0.00%						
	99.90%	100.00%	100.00%	100.00%	100.00%	100.00%	100.00%	0.00%	0.00%	0.00%	0.00%	0.00%	0.00%
<b>Portfolio Diversification TexStar</b>													
Agencies	0.00%	0.00%	0.00%	0.00%	20.88%	19.29%	21.28%						
Repurchase Agreements	0.00%	0.00%	0.00%	0.00%	38.70%	46.10%	45.30%						
Treasuries	0.00%	0.00%	0.00%	0.00%	40.42%	34.61%	33.42%						
Money Market Funds	0.00%	0.00%	0.00%	0.00%	0.00%	0.00%	0.00%						
	0.00%	0.00%	0.00%	0.00%	100.00%	100.00%	100.00%	0.00%	0.00%	0.00%	0.00%	0.00%	0.00%
<b>Portfolio Diversification Logic</b>													
Commercial Paper	0.00%	0.00%	0.00%	0.00%	86.50%	94.93%	87.25%						
Repurchase Agreements	0.00%	0.00%	0.00%	0.00%	13.50%	5.07%	12.75%						
Variable Rate Notes	0.00%	0.00%	0.00%	0.00%	0.00%	0.00%	0.00%						
Money Market Funds	0.00%	0.00%	0.00%	0.00%	0.00%	0.00%	0.00%						
Government	0.00%	0.00%	0.00%	0.00%	0.00%	0.00%	0.00%						
	0.00%	0.00%	0.00%	0.00%	100.00%	100.00%	100.00%	0.00%	0.00%	0.00%	0.00%	0.00%	0.00%
<b>First Financial -CD's</b>													
Interest Earned	FF 65,911.58	FF 130,381.37	FF 137,620.92	FF 40,505.95	FF 120,035.59	FF 50,993.28	FF 43,654.98	FF	FF	FF	FF	FF	FF
Net Earnings	65,911.58	130,381.37	137,620.92	40,505.95	120,035.59	50,993.28	43,654.98	0.00	0.00	0.00	0.00	0.00	0.00
<b>First Financial -CD's</b>													
Market Value	FF 22,538,000.00	FF 21,095,000.00	FF 13,193,000.00	FF 11,972,000.00	FF 8,071,000.00	FF 8,563,000.00	FF 9,794,000.00	FF	FF	FF	FF	FF	FF
Book Value	22,538,000.00	21,095,000.00	13,193,000.00	11,972,000.00	8,071,000.00	8,563,000.00	9,794,000.00						

04/15/2025  
16:24:47

TOM GREEN COUNTY  
FY25 INTEREST EARNED FOR JAN TO MAR

PAGE 1  
glflxrpt

FROM 2025 04 TO 2025 06

	ORIGINAL APPROP	TRANFRS/ ADJSTMTS	REVISED BUDGET	ACTUALS	ENCUMBRANCES	AVAILABLE BUDGET	PCT USED
43701 DEPOSITORY INTEREST	312,530	0	312,530	212,342.98	.00	100,187.02	67.9%
TOTAL REVENUES	312,530	0	312,530	212,342.98	.00	100,187.02	
43703 CERTIFICATE OF DEPOSIT INTERES	600,000	0	600,000	214,706.88	.00	385,293.12	35.8%
TOTAL REVENUES	600,000	0	600,000	214,706.88	.00	385,293.12	
43704 INTEREST ON SECURITIES	26,000	0	26,000	.00	.00	26,000.00	.0%
TOTAL REVENUES	26,000	0	26,000	.00	.00	26,000.00	
43705 TEXAS CLASS INTEREST	1,000,000	0	1,000,000	278,966.32	.00	721,033.68	27.9%
TOTAL REVENUES	1,000,000	0	1,000,000	278,966.32	.00	721,033.68	
43707 TEXPOOL INTEREST	70,000	0	70,000	16,229.90	.00	53,770.10	23.2%
TOTAL REVENUES	70,000	0	70,000	16,229.90	.00	53,770.10	
43708 TEXPOOL PRIME INTEREST	125,000	0	125,000	31,470.54	.00	93,529.46	25.2%
TOTAL REVENUES	125,000	0	125,000	31,470.54	.00	93,529.46	
43712 MINERAL INTEREST	750	0	750	375.28	.00	374.72	50.0%
TOTAL REVENUES	750	0	750	375.28	.00	374.72	
43716 TEXSTAR INTEREST	0	0	0	19,070.67	.00	-19,070.67	.0%
TOTAL REVENUES	0	0	0	19,070.67	.00	-19,070.67	
43719 LOGIC INTEREST	0	0	0	28,069.93	.00	-28,069.93	.0%
TOTAL REVENUES	0	0	0	28,069.93	.00	-28,069.93	
GRAND TOTAL	2,134,280	0	2,134,280	801,232.50	.00	1,333,047.50	37.5%

First Financial Bank

Certificates of Deposits (CD's) Investments GC 2256.023

The Excel Spreadsheet includes the CD Name, Rate, Maturity Date, Cost and Market Value for each individual CD purchased. GC 2256.023 (b) (5) (6)

All CD's are purchased utilizing Fund 0001 – General Fund. GC 2256.023 (b) (7)

\*\*

Texas State Bank- Closed as of April 2024

Broker	FUND	Maturity		FDIC Cert	Holding bank	\$ 9,794,000.00		CUSIP	Settlement		Yield	MM/YY	Fiscal
		Date	Callable						date				
Hilltop	1-General	04/01/25		33124	GOLDMAN SACHS BANK USA	\$	244,000.00	38150VYM5	10/01/24		4.250	Apr-25	2025
Hilltop	1-General	04/02/25		3510	BANK OF AMERICA NA	\$	244,000.00	06051XHP0	10/02/24		4.350	Apr-25	2025
Hilltop	1-General	04/04/25		16249	DEVON BANK/CHICAGO IL	\$	249,000.00	251795DB3	10/04/24		4.300	Apr-25	2025
Hilltop	1-General	04/11/25		57368	BANKWELL BANK	\$	244,000.00	06654BGM7	10/11/24		4.400	Apr-25	2025
Hilltop	1-General	04/17/25		57101	MISSION VALLEY BANK	\$	244,000.00	60520BAS9	10/17/24		4.200	Apr-25	2025
Hilltop	1-General	06/27/25	03/28/24	9735	STATE BANK OF NEW RICH	\$	248,000.00	856555EK9	12/28/23		5.000	Jun-25	2025
Hilltop	1-General	09/30/25	12/30/24	35295	SOUTHERN FIRST BANK NA	\$	249,000.00	84287PKB7	09/30/24		4.300	Sep-25	2025
Hilltop	1-General	10/03/25	01/04/25	15118	GATEWAY FIRST BANK	\$	249,000.00	367612BF4	10/04/24		4.350	Oct-25	2026
Hilltop	1-General	10/10/25	04/11/25	6548	US BANK NA CINCINNATI	\$	239,000.00	90355UHC2	10/11/24		4.250	Oct-25	2026
Hilltop	1-General	10/10/25	01/11/25	32242	LIBERTY SAVINGS BANK FSB	\$	249,000.00	531194BD9	10/11/24		4.200	Oct-25	2026
Hilltop	1-General	10/17/25	01/18/25	31390	AXIOM BANK	\$	240,000.00	05464LBZ3	10/18/24		4.150	Oct-25	2026
Hilltop	1-General	11/07/25		57095	DOGWOOD ST BANK	\$	249,000.00	25660BCJ0	02/07/25		4.250	Nov-25	2026
Hilltop	1-General	11/13/25		11578	BURKE & HERBERT B&T VA	\$	249,000.00	121331AX0	02/13/25		4.250	Nov-25	2026
Hilltop	1-General	11/17/25	04/17/25	628	JP MORGAN CHASE BANK NA	\$	239,000.00	46657VLV0	10/17/24		4.450	Nov-25	2026
Hilltop	1-General	11/28/25		29961	FIRST SVGS BK/JEFFERSONV	\$	242,000.00	33621LHK2	02/27/25		4.300	Nov-25	2026
Hilltop	1-General	11/28/25		58722	MEADOWS BANK	\$	242,000.00	58321JFN3	02/28/25		4.300	Nov-25	2026
Hilltop	1-General	12/10/25		58316	INVESTAR BANK NA	\$	249,000.00	46091MCS1	03/10/25		4.250	Dec-25	2026
Hilltop	1-General	12/11/25		3067	CLEAR FORK BANK NA	\$	242,000.00	184554BJ1	03/11/25		4.250	Dec-25	2026
Hilltop	1-General	12/11/25	06/11/25	57694	FIRST NATL BK/DECATUR	\$	249,000.00	321118BT7	12/11/24		4.400	Dec-25	2026
Hilltop	1-General	12/12/25		17658	NORWAY SAVINGS BANK	\$	242,000.00	669331CP3	03/12/25		4.250	Dec-25	2026
Hilltop	1-General	12/12/25		31272	COMMUNITY BANK	\$	242,000.00	203522BL0	03/12/25		4.250	Dec-25	2026
Hilltop	1-General	01/20/26	07/19/24	12855	FARMERS STATE BANK IA	\$	249,000.00	31034RKM6	01/19/24		4.700	Jan-26	2026
Hilltop	1-General	01/30/26		34803	RESOURCE BANK/LA	\$	249,000.00	76119KAX1	01/30/25		4.150	Jan-26	2026
Hilltop	1-General	01/30/26		57512	WESTERN ALLIANCE BANK	\$	240,000.00	95763PWH0	01/30/25		4.150	Jan-26	2026
Hilltop	1-General	02/05/26		6560	HUNTINGTON NATIONAL BANK	\$	239,000.00	446438SL8	02/05/25		4.200	Feb-26	2026
Hilltop	1-General	02/05/26		15953	GUARANTY B&T CO BELZONI	\$	239,000.00	40102PAT4	02/05/25		4.200	Feb-26	2026
Hilltop	1-General	02/06/26		18569	PEOPLES STATE BANK WISC	\$	249,000.00	712515KX2	02/07/25		4.200	Feb-26	2026
Hilltop	1-General	02/19/26		26876	SAFRA NATIONAL BANK	\$	239,000.00	78658RQM6	02/20/25		4.250	Feb-26	2026
Hilltop	1-General	02/27/26		18266	NORTHERN BANK & TRUST MA	\$	239,000.00	66476QFA1	02/27/25		4.250	Feb-26	2026
Hilltop	1-General	02/27/26		58864	COASTAL CAROLINA NATI BK	\$	239,000.00	190436AE5	02/27/25		4.250	Feb-26	2026
Hilltop	1-General	03/06/26	06/07/25	58054	FIRST COMMERCE BANK/LAKE	\$	239,000.00	31985HCR5	03/07/25		4.300	Mar-26	2026
Hilltop	1-General	03/11/26	06/11/25	57184	FREEDOM BANK OF VIRGINIA	\$	249,000.00	35633MFN7	03/11/25		4.300	Mar-26	2026
Hilltop	1-General	04/30/26		32541	FLAGSTAR BANK NA	\$	247,000.00	33847GMC3	01/30/25		4.200	Apr-26	2026
Hilltop	1-General	04/30/26		57874	PARAGON BANK MEMPHIS TN	\$	247,000.00	69912SMM9	01/30/25		4.150	Apr-26	2026
Hilltop	1-General	05/26/26		11608	BLC COMMUNITY BANK	\$	249,000.00	05549CJP6	02/26/25		4.250	May-26	2026
Hilltop	1-General	07/17/26	07/19/24	1655	BANK OF OLD MONROE	\$	248,000.00	064236BY7	01/19/24		4.850	Jan-26	2026
Hilltop	1-General	09/11/26		3511	WELLS FARGO BANK NA	\$	249,000.00	949764QP2	03/11/25		4.250	Sep-26	2026
Hilltop	1-General	11/27/26	06/27/25	28088	WASHINGTON FEDERAL	\$	249,000.00	938828FF2	11/27/24		4.350	Nov-26	2027
Hilltop	1-General	11/30/26	03/01/25	34294	CFG BANK/MD	\$	244,000.00	12527CHZ8	11/29/24		4.450	Nov-26	2027
Hilltop	1-General	12/03/26	06/03/25	57890	HSBC BANK USA NA	\$	247,000.00	44330UC26	12/03/24		4.450	Dec-26	2027

Broker	FUND	Maturity Date	FDIC Cert	Holding bank	\$	7,548,000.00	CUSIP	Settlement date
--------	------	---------------	-----------	--------------	----	--------------	-------	-----------------

**Matured**

Hilltop	1-General	01/10/25	35214	FIRST RELIANCE BANK	\$	238,000.00	33615RGW2	01/12/24
Hilltop	1-General	01/10/25	16659	NORTHEAST BANK MINNEAPOL	\$	239,000.00	66406PDG7	01/12/24
Hilltop	1-General	01/13/25	57784	NANTAHALA B&T FRANKLIN	\$	248,000.00	630096DC6	01/12/24
Hilltop	1-General	01/16/25	3719	AMERICAN COML BK & TR	\$	249,000.00	02519ACE5	01/17/24
Hilltop	1-General	01/17/25	34775	EVERBANK NA	\$	239,000.00	29978MBQ0	01/19/24
Hilltop	1-General	01/17/25	58316	INVESTAR BANK NA	\$	249,000.00	46091MAX2	01/17/24
Hilltop	1-General	01/17/25	58341	MOUNTAIN PACIFIC BANK	\$	238,000.00	62424PAF9	01/19/24
Hilltop	1-General	01/17/25	6176	PENDLETON COM BK WV	\$	249,000.00	706733AD4	01/19/24
Hilltop	1-General	01/17/25	89	SIGNATURE BK OF ARKANSAS	\$	249,000.00	82669LKP7	01/17/24
Hilltop	1-General	01/21/25	873	SYNOVUS BANK GA	\$	242,000.00	87164DXD7	06/18/24
Hilltop	1-General	01/24/25	32203	SUMMIT STATE BANK	\$	240,000.00	866264DU5	04/24/24
Hilltop	1-General	01/27/25	20727	DALLAS CAPITAL BANK	\$	243,000.00	234553ER2	07/26/24
Hilltop	1-General	01/27/25	34217	FIRST BANK/HATTIESBURG	\$	243,000.00	88334JAG5	07/26/24
Hilltop	1-General	01/29/25	90250	INST SAV NEWBURYPORT VIC	\$	248,000.00	45780PBZ7	04/29/24
Hilltop	1-General	01/30/25	8681	LAMONT BANK OF ST JOHN	\$	248,000.00	513604AB4	07/30/24
Hilltop	1-General	01/31/25	34908	COGENT BANK	\$	243,000.00	19240XAV9	07/31/24
Hilltop	1-General	01/31/25	21843	MIZUHO BANK USA	\$	243,000.00	60700PK75	07/31/24
Hilltop	1-General	02/07/25	25173	MEADE COUNTY BANK	\$	240,000.00	582894AF8	05/08/24
Hilltop	1-General	02/14/25	58665	LIVE OAK BANKING COMPANY	\$	248,000.00	538036K37	05/15/24
Hilltop	1-General	02/14/25	3511	WELLS FARGO BANK NA	\$	240,000.00	949764HN3	05/14/24
Hilltop	1-General	02/20/25	7230	NBT BANK	\$	241,000.00	628779HF0	06/20/24
Hilltop	1-General	02/26/25	23623	WASHINGTON TRST WESTERLY	\$	239,000.00	940637SJ1	04/26/24
Hilltop	1-General	03/18/25	2270	ZIONS BANCORP NA	\$	240,000.00	98970LNA7	06/18/24
Hilltop	1-General	03/20/25	57803	ALLY BANK	\$	240,000.00	02007G2J1	06/20/24
Hilltop	1-General	03/25/25	7213	CITIBANK NA	\$	240,000.00	17312Q4X4	06/25/24

Hilltop	1-General	10/16/25	7074	GLENS FALLS NATL B&T NY	\$	249,000.00	378802AT9	10/16/24	Called Early 011625
Hilltop	1-General	10/17/25	9172	SECURITY BANK AND TRUST	\$	239,000.00	814010DQ4	10/18/24	Called Early 012125
Hilltop	1-General	01/23/26	19772	INCREDIBLEBANK	\$	248,000.00	45338JBY1	01/23/24	Called Early 012325
Hilltop	1-General	01/12/26	59114	COMMERCEONE BANK	\$	249,000.00	20084WAK2	01/12/24	Called Early 021225
Hilltop	1-General	01/20/26	57102	BANK OF BRENHAM NA	\$	243,000.00	060730AD0	01/17/24	Called Early 021825
Hilltop	1-General	01/22/26	14692	PEOPLES BANK/CLIVE IA	\$	244,000.00	710253AU9	01/22/24	Called Early 022425

**First Financial(Oper)****Texas Class (Average Yield)**

Interest Earned	Interest Rate	Interest Variance	Fiscal	Interest Earned	Interest Rate	Interest Variance
NA	4.1773%	NA	Sep-24	NA	5.2917%	NA
\$ 130,381.37	3.9343%	-0.2430%	Oct-24	\$ 77,770.19	5.0420%	-0.2497%
\$ 137,620.92	3.8554%	-0.0789%	Nov-24	\$ 54,766.81	4.8835%	-0.1585%
\$ 40,505.95	3.7443%	-0.1111%	Dec-24	\$ 53,727.91	4.7464%	-0.1371%
\$ 120,035.59	3.6708%	-0.0735%	Jan-25	\$ 104,169.04	4.5419%	-0.2045%
\$ 50,993.28	3.6729%	0.0021%	Feb-25	\$ 121,069.37	4.4943%	-0.0476%
\$ 43,654.98	3.6597%	-0.0132%	Mar-25	\$ 153,367.94	4.4379%	-0.0564%
\$ -	0.0000%	0.0000%	Apr-25	\$ -	0.0000%	0.0000%
\$ -	0.0000%	0.0000%	May-25	\$ -	0.0000%	0.0000%
\$ -	0.0000%	0.0000%	Jun-25	\$ -	0.0000%	0.0000%
\$ -	0.0000%	0.0000%	Jul-25	\$ -	0.0000%	0.0000%
\$ -	0.0000%	0.0000%	Aug-25	\$ -	0.0000%	0.0000%
\$ -	0.0000%	0.0000%	Sep-25	\$ -	0.0000%	0.0000%
\$ 523,192.09	3.7562%		TTD	\$ 564,871.26	4.6910%	

\*\*FF (OPER) MUNIS interest can be a month behind

\* FF Interest is only for the OPER Account - the Munis detail will include all bank accounts

**Texpool (AVERAGE MONTHLY RATE)****Texpool Prime (AVERAGE MONTHLY RATE)**

Interest Earned	Interest Rate	Interest Variance	Fiscal	Interest Earned	Interest Rate	Interest Variance
NA	5.3174%	NA* Changed from NAV	Sep-24	NA	5.5797%	NA* Changed from NAV
\$ 6,115.71	4.9130%	-0.4044%	Oct-24	\$ 11,697.40	4.9902%	-0.5895%
\$ 5,721.96	4.7302%	-0.1828%	Nov-24	\$ 11,008.66	4.8324%	-0.1578%
\$ 5,723.34	4.5610%	-0.1692%	Dec-24	\$ 11,095.40	4.6947%	-0.1377%
\$ 5,532.46	4.3919%	-0.1691%	Jan-25	\$ 10,726.56	4.5206%	-0.1741%
\$ 4,974.10	4.3555%	-0.0364%	Feb-25	\$ 9,648.58	4.4848%	-0.0358%
\$ -	0.0000%	0.0000%	Mar-25	\$ -	0.0000%	0.0000%
\$ -	0.0000%	0.0000%	Apr-25	\$ -	0.0000%	0.0000%
\$ -	0.0000%	0.0000%	May-25	\$ -	0.0000%	0.0000%
\$ -	0.0000%	0.0000%	Jun-25	\$ -	0.0000%	0.0000%
\$ -	0.0000%	0.0000%	Jul-25	\$ -	0.0000%	0.0000%
\$ -	0.0000%	0.0000%	Aug-25	\$ -	0.0000%	0.0000%
\$ -	0.0000%	0.0000%	Sep-25	\$ -	0.0000%	0.0000%
\$ 28,067.57	4.5903%		TTD	\$ 54,176.60	4.7045%	

**TexStar (AVERAGE MONTHLY RATE)****Logic (AVERAGE MONTHLY RATE)**

Interest Earned	Interest Rate	Interest Variance	Fiscal	Interest Earned	Interest Rate	Interest Variance
NA	0.0000%	NA* Changed from NAV	Sep-24	NA	0.0000%	NA* Changed from NAV
NA	0.0000%	0.0000%	Oct-24	NA	0.0000%	0.0000%
NA	0.0000%	0.0000%	Nov-24	NA	0.0000%	0.0000%
NA	0.0000%	0.0000%	Dec-24	NA	0.0000%	0.0000%
\$ 9,022.92	4.3896%	4.3896%	Jan-25	\$ 9,307.89	4.5390%	4.5390%
\$ 10,067.75	4.3625%	-0.0271%	Feb-25	\$ 16,762.04	4.5009%	-0.0381%
\$ 11,124.39	4.3394%	-0.0231%	Mar-25	\$ 26,641.82	4.4641%	-0.0368%
\$ -	0.0000%	0.0000%	Apr-25	\$ -	0.0000%	0.0000%
\$ -	0.0000%	0.0000%	May-25	\$ -	0.0000%	0.0000%
\$ -	0.0000%	0.0000%	Jun-25	\$ -	0.0000%	0.0000%
\$ -	0.0000%	0.0000%	Jul-25	\$ -	0.0000%	0.0000%
\$ -	0.0000%	0.0000%	Aug-25	\$ -	0.0000%	0.0000%
\$ -	0.0000%	0.0000%	Sep-25	\$ -	0.0000%	0.0000%
\$ 30,215.06	4.3638%		TTD	\$ 54,711.75	4.5013%	

**First Financial Bank N.A.**  
**Payments Due Report - By Customer**  
From: Mar 01,2025 To: Mar 31,2025

Customer # Bank ID Location	Receipt # Customer Name Pay Type Pmnt Sched	Account No Payment Date	Face Current Par DTD Date	.... Security Description .... Rate Pool Maturity	Paydown Payment Maturity Payment Call Payment	Interest Payment Interest on Discount	Interest Payment Fee	Amount Withheld	Total Amount
<b>Customer</b> HF-00999									
HF-00999	24595 Tom Green Co	63110190228	\$249,000.00	84287PKB7 CD	\$0.00	\$880.03	\$0.00		\$880.03
	DDA	Monthly	03/31/2025	09/30/2024 4.300000 % 09/30/2025	\$0.00				
				\$249,000.00 SOUTHERN FIRST BANK NA	\$0.00				
HF-00999	24564 Tom Green Co	63110190228	\$240,000.00	98970LNA7 CD	\$0.00	\$9,693.37	\$0.00		\$249,693.37
	DDA	At Maturity	03/18/2025	06/18/2024 5.400000 % 03/18/2025	\$240,000.00				
				\$240,000.00 Zions Bancorp	\$0.00				
HF-00999	24461 Tom Green Co	63110190228	\$248,000.00	064236BY7 CD	\$0.00	\$922.70	\$0.00		\$922.70
	DDA	Monthly	03/19/2025	01/19/2024 4.850000 % 07/17/2026	\$0.00				
				\$248,000.00 BANK OF OLD MONROE MO CD CLL	\$0.00				
HF-00999	24462 Tom Green Co	63110190228	\$249,000.00	31034RKM6 CD	\$0.00	\$897.76	\$0.00		\$897.76
	DDA	Monthly	03/19/2025	01/19/2024 4.700000 % 01/20/2026	\$0.00				
				\$249,000.00 FRAMERS ST BK WATERLOO IOWA	\$0.00				
HF-00999	24566 Tom Green Co	63110190228	\$240,000.00	02007G2J1 CD	\$0.00	\$9,693.37	\$0.00		\$249,693.37
	DDA	At Maturity	03/20/2025	06/20/2024 5.400000 % 03/20/2025	\$240,000.00				
				\$240,000.00 Ally Bank UT	\$0.00				
HF-00999	24569 Tom Green Co	63110190228	\$240,000.00	17312Q4X4 CD	\$0.00	\$9,693.37	\$0.00		\$249,693.37
	DDA	At Maturity	03/25/2025	06/25/2024 5.400000 % 03/25/2025	\$240,000.00				
				\$240,000.00 Citibank NA	\$0.00				
HF-00999	24667 Tom Green Co	63110190228	\$249,000.00	05549CJP6 CD	\$0.00	\$811.81	\$0.00		\$811.81
	DDA	Monthly	03/26/2025	02/26/2025 4.250000 % 05/26/2026	\$0.00				
				\$249,000.00 BLC COMMUNITY BANK	\$0.00				
HF-00999	24629 Tom Green Co	63110190228	\$249,000.00	938828FF2 CD	\$0.00	\$830.91	\$0.00		\$830.91
	DDA	Monthly	03/27/2025	11/27/2024 4.350000 % 11/27/2026	\$0.00				
				\$249,000.00 WASHINGTON FEDERAL CD	\$0.00				



# First Financial Bank N.A.

## Payments Due Report - By Customer

From: Mar 01,2025 To: Mar 31,2025

Customer #	Receipt #	Account No	Face	.... Security Description ....		Paydown Payment	Interest Payment	Interest	Amount	Total
Bank ID	Customer Name		Current Par			Maturity Payment	Payment	Payment	Withheld	Amount
Location	Pay Type	Pmnt Sched	Payment Date	DTD Date	Rate Pool	Maturity	Call Payment	Interest on Discount	Fee	
Customer	HF-00999									
HF-00999		24419	63110190228	\$248,000.00	856555EK9	CD	\$0.00	\$951.23	\$0.00	\$951.23
		Tom Green Co		\$248,000.00	STATE BK NEW RICHLAND MINN CD		\$0.00			
	DDA	Monthly	03/28/2025	12/28/2023	5.000000 %	06/27/2025	\$0.00			
HF-00999		735	63110190228	\$249,000.00	321118BT7	CD	\$0.00	\$840.46	\$0.00	\$840.46
		Tom Green Co		\$249,000.00	FIRST NTL BK/DEC		\$0.00			
	DDA	Monthly	03/11/2025	12/11/2024	4.400000 %	12/11/2025	\$0.00			
HF-00999		24660	63110190228	\$249,000.00	121331AX0	CD	\$0.00	\$811.81	\$0.00	\$811.81
		Tom Green Co		\$249,000.00	BURKE & HERBERT B&T		\$0.00			
	DDA	Monthly	03/13/2025	02/13/2025	4.500000 %	11/13/2025	\$0.00			
HF-00999		24599	63110190228	\$249,000.00	251795DB3	CD	\$0.00	\$821.36	\$0.00	\$821.36
		Tom Green Co		\$249,000.00	DEVON BANK/CHICAGO IL		\$0.00			
	DDA	Monthly	03/04/2025	10/04/2024	4.300000 %	04/04/2025	\$0.00			
HF-00999		24657	63110190228	\$249,000.00	25660BCJ0	CD	\$0.00	\$811.81	\$0.00	\$811.81
		Tom Green Co		\$249,000.00	DOGWOOD ST BANK		\$0.00			
	DDA	Monthly	03/07/2025	02/07/2025	4.250000 %	11/07/2025	\$0.00			
HF-00999		24658	63110190228	\$249,000.00	712515KX2	CD	\$0.00	\$802.26	\$0.00	\$802.26
		Tom Green Co		\$249,000.00	PEOPLES STATE BANK WISC		\$0.00			
	DDA	Monthly	03/07/2025	02/07/2025	4.200000 %	02/06/2026	\$0.00			
HF-00999		24600	63110190228	\$249,000.00	367612BF4	CD	\$0.00	\$830.91	\$0.00	\$830.91
		Tom Green Co		\$249,000.00	GATEWAY FIRST BANK		\$0.00			
	DDA	Monthly	03/03/2025	10/04/2024	4.350000 %	10/03/2025	\$0.00			
HF-00999		24651	63110190228	\$249,000.00	76119KAX1	CD	\$0.00	\$849.33	\$0.00	\$849.33
		Tom Green Co		\$249,000.00	RESOURCE BANK/ LA		\$0.00			



# First Financial Bank N.A.

## Payments Due Report - By Customer

From: Mar 01,2025 To: Mar 31,2025

Customer # Bank ID Location	Receipt # Customer Name Pay Type	Account No Customer Name Payment Date	Face Current Par DTD Date	.... Security Description .... Rate Pool Maturity		Paydown Payment Maturity Payment Call Payment	Interest Payment Interest on Discount	Interest Payment Fee	Amount Withheld	Total Amount
Customer	HF-00999									
DDA	Monthly	03/03/2025	01/30/2025	4.150000 %	01/30/2026	\$0.00				
HF-00999	24632 Tom Green Co	63110190228	\$247,000.00	44330UC26	CD	\$0.00	\$2,710.23	\$0.00		\$2,710.23
DDA	Quarterly	03/03/2025	12/03/2024	4.450000 %	12/03/2026	\$0.00				
HF-00999	24606 Tom Green Co	63110190228	\$249,000.00	531194BD9	CD	\$0.00	\$802.26	\$0.00		\$802.26
DDA	Monthly	03/03/2025	10/11/2024	4.200000 %	10/10/2025	\$0.00				
Customer		HF-00999	Total Calls		Total Paydowns	Total Maturity	Total Interest	Total Interest Fee	Total Payments	
			\$0.00		\$0.00	\$720,000.00	\$43,654.98	\$0.00	\$763,654.98	

